



GPS Unik 2 with Sentinel into

You are already equipped? **Keep your equipment's' performance.**

Although the technology is a key, there are, nevertheless, good reflexes to be adopted for an optimal functioning:

- **Check the mounting and the connection** of your security system.
- Check that cables are neither **pinched, nor damaged, nor corroded.**
- For your safety, **change regularly the antenna Sentinel (at least every 3 years).**

Bike/Quad

- ✓ You will be equipped with a GPS Unik 2 with Sentinel into; it will be given during the administrative checks and scrutineering. You will find the rental terms of payment in the order form attached. It is important to **send us back the order before April 2nd, 2018.**
- ✓ A 1.700€ deposit is needed by unit, you will find the deposit terms of payment in the order form attached.
- ✓ The vehicles must be **already equipped** with the installation kits when they arrive at scrutineering (please read carefully this information note to check the material needed).
If you need some installation accessories, **it is important to place your order before April 2nd, 2018.**

Note: Only ERTF equipment can be connected with the GPS. The connection of other equipment is forbidden.

Accessories needed to install Unik² (GPS+integrated Sentinel) BIKE/QUAD

These 5 accessories are ESSENTIAL to install and use Unik² :

1. Bracket
2. Sentinel Buzzer
3. Power supply cable
4. GPS antenna
5. Sentinel aerial

- Ref. SUPC 201
- Ref. SONO 206
- Ref. CALC 902
- Ref. ANTEC 201
- Ref. AESE 206




3. Power supply cable
Includes : cable + fuse 3A



2. Sentinel Buzzer
110dB

1. Bracket



4. GPS antenna
L. : 1,5m



5. Sentinel aerial



Repeater connection
Only ERTF repeaters allowed

Optional remote control



The vehicles must be already equipped when they arrive at scrutineering



Speedocap V3


Driving Safety

Speedocap V3, the GPS Unik 2 repeater:



Functions:

- Display of the compass or of the Waypoint name and number
- Odometer, COG (Cap Over Ground) and Speed repeater
- Bright Repetition (in parallel of the GPS) of the speed alarm
- Possibility to navigate between the various screens from the remote control of the GPS



Size and weight:

- Dimensions in mm: 111,5 x 75,4 x 31
- Weight: 200g



☞ **More functions:** The **V3 Evo** version of Speedocap V3, equipped with a GPS module, works **off-line** (when you are not connected to GPS Unik 2).

Speedocap V3 *Evo*



Works now even without GPS Unik 2

Not connected to GPS Unik 2:

With its GPS chip, Speedocap V3 *Evo* gives you tripmaster functions **and the Head**, without the installation of a sensor.

It displays the main functions:

- Speed
- Heading
- Odometer


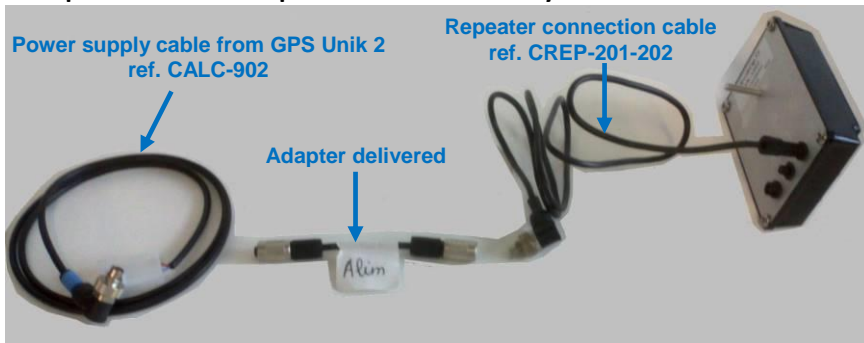


And also has two additional screens:

- **Hour**
- **Stopwatch**



The adapters delivered with the Speedocap are needed only for off-line use. Important: keep them carefully.



Remote control use hardly recommended.

Connected to GPS Unik 2:

The Speedocap V3 *Evo* does **EXACTLY** the same functions as Speedocap V3 (see picture below) and the GPS chip is inactive.



Size, weight and fixations same as Speedocap V3.